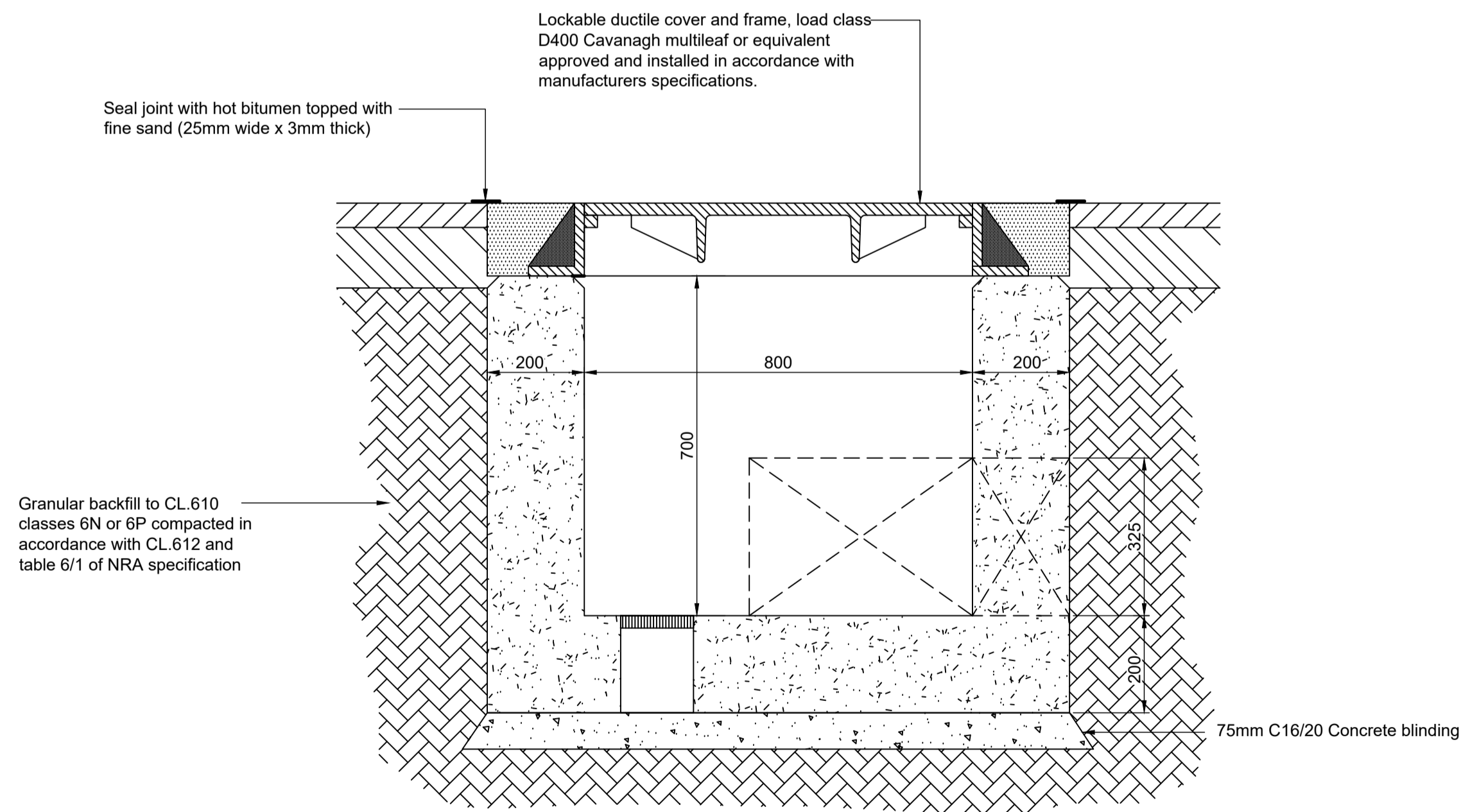


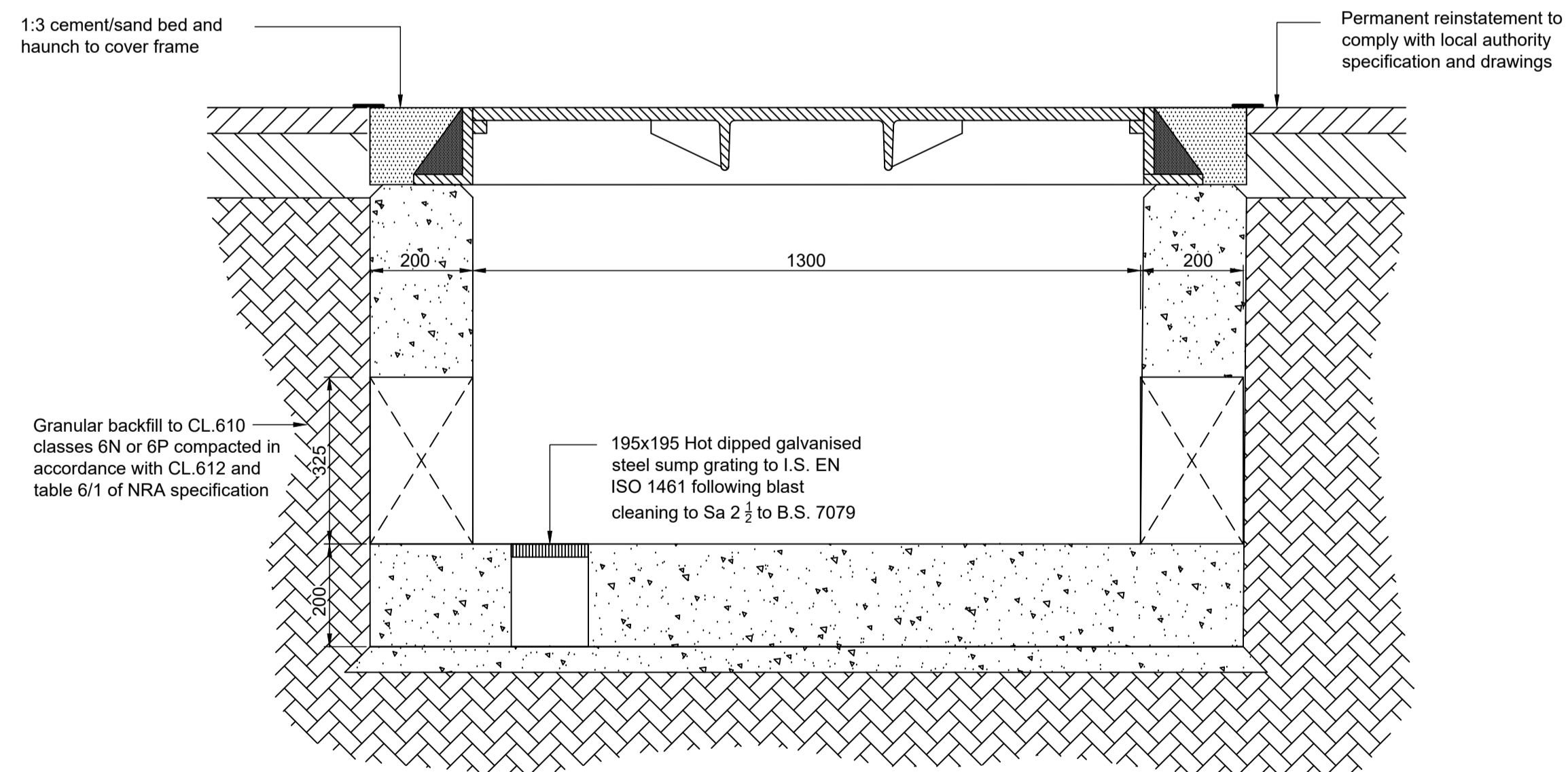
**Typical Plan of Link Box Chamber**

1:10  
(Cover, frame & ducts omitted for clarity)



**Section A-A**

1:10

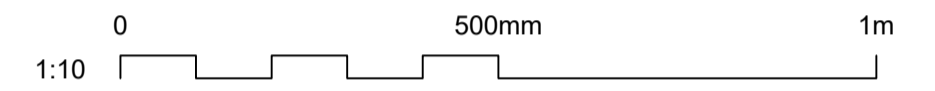


**Section B-B**

1:10

- Notes
1. Preliminary Design. Not for Construction.
  2. All dimensions are in millimetres unless otherwise noted.

Key to symbols



Reference drawings

229379408-MMD-00-XX-DR-E-1000 Shannon 400kV Cable-Land Cable Route Overall Plan Layout

PL1	10.07.2020	CHC	Issued for Planning	DMcC	TK
Rev	Date	Drawn	Description	Ch'k'd	App'd

**MOTT MACDONALD**

South Block  
Rockfield  
Dundrum  
Dublin 16  
Ireland  
T +353 (0)1 291 6700  
F  
W www.mottmac.com

Client



Title  
**Capital Project 0970  
Cross Shannon 400 kV Cable Project  
400kV Cable Joint Bay  
Detail Sheet 3 of 4  
Link Box Details**

Designed	B. Zulueta	Eng check	D. McCormack
Drawn	C. Cunningham	Coordination	E. Halpenny
Dwg check	D. Hassett	Approved	T. Keane
Scale at A1	Status	Rev	Security
1:10	PRE	PL1	STD

Drawing Number  
**229379408-MMD-01-XX-DR-E-1022**